



MOUNT ABU PUBLIC SCHOOL

JUNIOR School at Sector – 4 , Rohini , Delhi

Ph. 011- 27041444, 27051444

CLASS – PRE PRIMARY

MONTHLY GUIDELINES FOR JULY 2017



Parent

We are delighted to see all the children back to the school after a long refreshing summer break. We hope they had a great time with family and friends.

Since we believe in all round development of the children therefore our monthly guidelines for July emphasizes on making our toddlers more creative, innovative, disciplined and responsible.

Kindly go through the planned learning schedule for the month of July 2017:-

ENGLISH LANGUAGE DEVELOPMENT

Reference book:

***Reader**-ALPHA FUN

***Work Book** –Vitamins B

***Rhyme Book**-Fun with Rhymes

PLANNED ACTIVITIES:

- Auditory recognition of cursive letters through phonic sounds.
- Visual discrimination through Flash Cards & Smart Board Modules.
- Audio- Visual comparative through letter related story , vocabulary & sentences.
- Introduction of small cursive letters through tracing, colouring, drawing etc
- Activities related to cursive letters , vocabulary picture drawing , words - sentences making , matching, look and write, look and draw etc

LISTENING SKILLS: - Listening to phonic sound of letters, related vocabulary words, story narration, sentence & letter formation , pattern of taught cursive letters, rhymes & stories

SPEAKING SKILLS : *Rhymes*-Little Drops of Rain (Pg. No. 2)

Picture Composition- At Home (Pg 121)



Usage of small sentences to enhance conversation/speaking skills:

- *I had fun in my summer vacations.*
- *I did _____ during the vacations.*
- *I had been to _____ during the vacations.*
- *I have learnt _____ during the vacations.*
- *Excuse me ma'am, please help me in my work.*
- *Ma'am, please sharp my pencil.*
- *Ma'am, please give me one pencil/eraser.*
- *My water bottle is empty*
- *May I fill my water bottle.*
- *Today is a rainy day. It's raining/drizzling.*



USING SIMPLE REQUESTS

- Please may I come in
- Please may I go to the washroom
- May I quench my thirst
- Please help me
- May I fill my water bottle

***STORY-** Lion & the Mouse

Once a lion was sleeping.

A little naughty mouse started dancing on the lion.

The lion woke up and caught the mouse.

The frightened mouse said "Please Mr. Lion, do not eat me. I will help you some day."

The lion took pity on the mouse and let him go.

One day a hunter caught that lion. The lion roared loudly for help.

The mouse came and bit off the net.

The lion thanked the mouse and they became friends.

Moral of the story- A little friend also can do a great help.



SHOW AND TELL ACTIVITY, TOPIC- RAINY SEASON

Children will speak the below mentioned lines along with a related prop on rainy season.

Good morning teachers, hello friends.

My name is _____.

I read in Pre Primary _____. My topic is Rainy Season.

1. Rainy season is also called monsoon in India.
2. July & August are Monsoon months.
3. Rainy Season gives a great relief from the summer heat.
4. Farmers sow seed in their farms.
5. We use raincoats, umbrella and gumboots in rainy season.
6. Children love to play with paper boats.

Thank you & have a nice day.



READING* Recognition of **Cursive Letters a-z** through phonics

EXTRA WORDS FOR RECOGNITION OF RELATED LETTERS: alligator, animals, awesome, donut, delicious, daily hat, hug, glad, garden, gorgeous, quail, quilt, quick, little, lamb, ladybug, bank, bugs, borrow, herb, hair, Harry

WRITTEN* Written Practice of **Cursive letters (a, d, g, q, j, l, b, h)**

*Dictation of cursive letters

*Introduction of two letter words

HINDI LANGUAGE DEVELOPMENT

Reference Book: * **Reader-**शब्द सुमन

***Rhyme Book -** लिलटिंग लिरिक्स (ब)

***Work Book -** विटामिन्स

मौखिक: पठन क-ह



कविता : गर्मी (Pg No. 22)

लिखित- व्यंजन- र, स, म, भ, प, फ

PLANNED ACTIVITIES :

- Tracing & writing practice of vyanjan
- Forming / identifying objects / new words starting with vayanjan taught in the class/
- Discriminating sounds, vocabulary of vyanjans
- Matching/ circling / vyanjan and related vocabulary picture
- Drawing vyanjan related vocabulary pictures

NUMBER WORK

Reference Book: Oxford World of Numbers

Oral- *Recognition of numbers (1-40)

***Rote counting (1-40)**

***Backward Counting (20-1)**

*** Revision of shapes –Circle, Rectangle, Square**

Pre-number Concepts Long-Short

Written:- *Forward counting (1-40)

*** Missing Numbers (1-40)**

***Introduction of Between Numbers (1-20)**

***Backward Counting (20-1)**

*** Shapes (Pg. No. 109-112)**

PLANNED ACTIVITIES :

- Games related to counting, shapes, tracing, recognition, number value.
- Practicing number sequence to and fro through number games
- Imaginative play related to the pre number concepts
- Colouring, counting, write the correct number of object.
- Circle/ cross/ colour pre number objects.



ENVIRONMENTAL SCIENCE

Reference Book: -Oxford World of E.V.S.

Topic: :-*My House – (Pg. No.24-26)

Planned Activities:-

- Circle the things you see in your house
- Tick / Circle the things you see in your mummy's kitchen.
- Tick / Circle the things you have in your bathroom, bedroom & living room
- Cross the thing you don't see in

Topic: My School (Pg. No. 20-23)


Planned Activities:-

- Identifying different rooms and areas in the school
- Recognising various helpers in the school
- Relating various objects used in the school

Topic: Introduction of Purple Colour

Planned Activities:-

- Discussion on purple colour objects



- Creating purple colour by mixing blue & red colour
- Drawing Purple colour objects
- Recognising purple coloured objects in the surroundings

KNOWLEDGE CORNER: Creating visually delightful corner related to the E.V.S topics of the month.

PROJECT WORK: -Rainy Season

*Discussion about Rainy Season, Rain cycle, objects used in rainy season to protect ourselves from rain.

*Free hand drawing of Rainy Season

Planned Activities:-

- Craft activity
- Drippy the rain drop story dramatization session
- Special assembly on rainy season



EXPERIMENT: *Sink & Float

Planned Activity:-

- Practical knowledge and demonstration. The students will practice the same with different objects like pebble, leaf, wood, eraser etc for hands on experience.

QUESTIONS FOR CONVERSATION

Q1. Name the different rooms?

Ans Living room, Dining room, Bed room, Kitchen, Bathroom .

Q2. In which room do you sleep/eat/cook/take bath?

Ans: I sleep in bedroom. / I eat in my dining room / I take bath in the bathroom / My mother cooks food in the Kitchen.

Q3. Where do you welcome your guest?

Ans: I welcome my guest in Living room.

Q 4 Name the various rooms in a school?

Ans. Various rooms in a school are classroom, activity room, dance room, computer room, art room.

Q5. Where do you go to play/ dance/ in your school ?

Ans. I go to play pen to play/ dance room to learn dance in our school

Q6. In which room you see many books?

Ans. I see many books in the Library

Q7. Name two purple objects?

Ans. Turnip, brinjal, lavender are purple in colour .



GENERAL AWARENESS

Q1. What is your country's name?

Ans. My country name is India.

Q2. In which city do you live?

Ans. I live in Delhi city.

Q3. Name the capital of India?

Ans: Delhi is the capital of India

Q4. Who is the Prime Minister of India?

Ans. Mr. Narendra Modi is the Prime minister of India

Q5. Name two objects we use in rainy season



Ans. We use rain coat/ gum boots, umbrella when we go out in rain

Q6. Name the objects which float/ sink in water

Ans. Wood, feather/ dry leaf float and stone, metal/ glass will sink in water.

Q7. Which bird dances in rain?

Ans. Peacock dances when it rains.

Q8. What do we see in the sky when the sun comes out after rain?

Ans. We see " Rainbow" in sky when sun comes out after rain.

Q9. How many days are there in a week and name them?

Ans. There are seven days in a week.

Sunday, Monday, Tuesday, Wednesday, Thursday, Friday, Saturday

Q10. How many months are there in a year and name them?

Ans. There are 12 months in a year

January, February, March, April, May, June, July, August, September, October, November, December



INTERNATIONALISM IN CURRICULAM



Internationalism has led to major changes in the field of Education, benefitting both students and society. It promotes a trend of global brotherhood and peace. One country will be explored for few months for thorough understanding and knowledge enhancement of the students.

COUNTRY IN FOCUS - INDIA

**Introduction through power point presentation.*

**Discussion, worksheets on India's map, flag, National- animal, bird, fruit, flower, tree, game*

**Class display for revision*



CREATIVE ACTIVITIES

Reference Book: *Art and Craft (PMP)

**Sketch File*

Art & Craft Activities:.


*Drawing- Rainy Day

* Leaf printing in tree

* Colouring in squirrel, hot air balloons & fish

* Making purple colour and related objects drawing.

*Clay Moulding- Caterpillar



INTERLECTUAL DEVELOPMENT THROUGH COGNITIVE ACTIVITIES

- Enhancing listening skills through Listening games
- Activities for eye – hand coordination : Colouring in a given shape, free hand drawing, threading beads, lacing,
- Activities for increasing observational skills : sorting, recognition, selecting, relating the correct number/ letter
- Creating figures through shapes

VALUE EDUCATION

- Exchanging greeting
- I love my family

DEVELOPING GOOD HABITS

- Sharing and caring
- Walking in queue
- Wait for turn

LEARNING LIFE SKILLS

- Using napkin – apron, folding and keep it back in the bag after use.
- Managing personal belongings

SOCIAL & EMOTIONAL DEVELOPMENT

- Wishing elders
- Making friends
- Sharing and caring



PHYSICAL DEVELOPMENT

Activities

- * Balancing the bean bag (Card-3)
- Fun race
- Body Awareness (Card 6)
- Jumping on learnt numbers, letters, vayanjans
- Walking in line

MONTESORI ACTIVITY

- * Sand tracing / writing
- * buttoning

COMPUTER

Steps to turn on and off the computer

- * Join the dots & Colour the picture
- * Computer and its parts



MUSIC

- * **English Prayer:** Praise Him (Almanac- Pg No 32)
- * **Hindi Prayer :** भगवान तुझे प्रणाम (Almanac- Pg No 29)
- * **English Song -** All things bright and beautiful (Almanac- Pg No 32)



DANCE

Dancing on count, synchronization

DIET CHART

DAY	MENU
Monday	Cutlets + sweet
Tuesday	Dal Parantha + Butter

Wednesday	Poori Chana + salad
Thursday	Bread pakora + Green Chutney
Friday	Child's Choice



Request –

- Parent are requested to follow the diet chart to ensure a healthy growth of the child.
- It is mandatory to bring seasonal diced Fruit everyday in a separate box with a plastic fork.
- Kindly ensure that the child says prayer before having food and uses Apron-Napkin while having food.
- Noodles, pickle/ curd/ rice/ dal/gravy/liquid dishes / egg, / non-veg should NOT be send in the lunch box.
- Kindly use brown or whole wheat bread / buns only

OBSERVATION SCHEDULE

DATE	SUBJECT	SYLLABUS
11.7.17	Maths (Oral)	Oral: Rote Counting (1-30) , Recognition of numbers(1-30).
14.7.17	E.V.S.(Oral)	Oral Questions for Conversation : Q1. How many teeth do you have? Q2. What do you do with your teeth? Q3. What do you do with your eyes? Q4. What do you do with your ears? Q5. What do you do with your nose?
21.7.17	Hindi(Oral)	मौखिक : कविता: प्रार्थना , सूरज, गर्मी (any 1 with introductory lines) *व्यंजनों का पठन: व, ब, क, न, ग
28.7.17	English(Oral)	Oral: Rhyme: My Family ,Prayer (any one with introductory lines) Small cursive letters- vocabulary words recognition -i, t, u, y, w, p, n, m, c



IMPORTANT ACTIVITY DATES:

DATE	ACTIVITY / REQUIREMENT
3.7.17	Happiness Club; Welcoming Kids back after Summer Break
4.7.17	Outdoor Activity-Hurdle Race
5.7.17	Clay Molding-Caterpillar
6.7.17	Purple Colour Day (Children will come in school uniform and will bring one purple colour object)
7.7.17	Health Club Activity
10.7.17	Special Assembly On Rainy Day , Free hand drawing on Rainy Day.
12.7.17	International Project : Country -India (Special Assembly, Power point ppt, Discussion & Worksheets on India's map National- flag, national- animal, bird, fruit, f lower ,tree, game)
13.7.17	Experimental Activity-Sink/Float (Demonstration & discussion)
17.7.17	Safety Club Special Drill
18.7.17	Show & Tell –Rainy Season (Help your child to learn lines on Rainy Season given in the guidelines & send one prop related to the topic)

19.7.17	Cuisine Special- Sprouts Salad (kindly send boiled sprouts, diced cucumber, tomato onion, in a box chat masala, lemon & spoon for mixing)
20.7.17	Intra Class G.K. Quiz
24.7.17	Eco Club Special Presentation- Save water
25.7.17	Stage Performance-Hindi Recitation
27.7.17	Inter class G.K. Quiz



REMINDER

We request the parent to follow guidelines given below:


- **Stationery:** The child should bring the following everyday
 - ❖ Labelled Plastic Crayons in a labelled colour box
 - ❖ Labelled Pencil box with 2-3 sharpened pencils of good size and an eraser.
- **Communication**
Kindly go through the daily brief mail & snap app messages for daily updates and reminders. Please go through the almanac regularly and countersign all the remarks and circulars. Kindly remove all notes kept in the back pocket of almanac regularly and use it for communicating with the teacher. Tie a yellow ribbon to bag handle whenever an almanac note is sent for the teacher.
- **Hygiene:**
 - ❖ School bags should be washed once a week.
 - ❖ Water bottle and apron – napkin should be washed on daily basis.
 - ❖ Ensure the child carries a labelled handkerchief daily. Keep a spare in child's bag as well.
 - ❖ Send a pair of spare labelled clothes in case your child is not toilet trained.
- **Lunch-** Kindly send age appropriate nutritious lunch & diced fruits in separate boxes daily
- **Dress code:**
 - ❖ Ensure the child attends school in proper, well ironed, smart fitted uniform, student's I-card and polished shoes.
 - ❖ Girls should wear only white / red colour hair accessories.
- Parents are not allowed in shorts/capries in the school premises.
- **Security-** Always carry Parent I-CARD to gain entry in the school premises for picking up your child at the time of dispersal / early pick up. Inform school properly in case there is change in mode of transport / new person is send to pick the child.
- **Labelling-** Parents are requested to label each and every belonging of the child with OHP marker for recognition and recovery.
- On your ward's birthday, kindly send a potted sapling of the child's choice to be planted in the school premises along with candies / sweets.

Looking forward for your participation in making these monthly activities fun filled and successful one.

Regards

"Like flowers, every child is special and unique...
that is why gardens are beautiful every day of the
week!" --Harry Pierre & Pe Tunia Puddlesworth
www.harrypierre.com

(Principal)



(Nursery Coordinator)