

# MOUNT ABU PUBLIC SCHOOL

Sector-5 , Rohini , Delhi

JUNIOR School at Sector-4 , Rohini , Delhi

MONTHLY GUIDELINES FOR DECEMBER 2017-JANUARY 2018

## CLASS-PRE SCHOOL



Dear Parent

India comes alive in December – January with an eclectic mix of traditional and modern festivals and events, from classical to electronic dance music, and local performers to international festivals, Christmas celebrations as well! Here's the best of what's on in December – January in India



### Rann Utsav

This desert festival highlights the vibrancy of the Kutch region's culture and heritage. The days are filled with folk dances and music, adventure sports, handicrafts, food stalls, and excursions to surrounding destinations.

### Konark Festival (December 1-5 every year)

The official Konark Festival, organized by Odisha Tourism, has a range of classical Odissi, Bharathnatyam, Manipuri, Kathak and Chau dance performances. Added attractions are an exhibition of temple sculptures, sand art exhibition, and crafts fair. The festival has been taking place since 1989.



### International Sand Art Festival (December 1-5, 2017)

Held to coincide with the five day Konark Festival in the same area, the International Sand Art Festival sees renowned international and local artists competing to create the best sand sculptures.

### Dastkar Winter Mela (December 14-25)

Dastkar is dedicated to improving the economic status of craftspeople and promoting traditional crafts. The Winter Mela, organized in conjunction with Delhi Tourism, is one such market and it's a highlight of the Christmas season. It features winter textiles, herbal and organic products, cultural performances, and Christmas food.



### The Sacred Pushkar (December 16 and 17)

A festival of "music, meditation and yoga", the Sacred Pushkar features a range of activities designed to provide a soulful experience. These include morning yoga, sound meditation and healing, devotional music, organic cooking, and heritage and food walks,

### Christmas (25 December every year)

Christmas is a significant religious occasion in India. With traditional Christmas cheer in many parts of the country.



### Mt Abu Winter Festival (December 29-31 every year)

The cool, green hill settlement of Mt Abu is like an oasis, full of flourishing rivers, lakes, waterfalls, and forests. It becomes vibrant during the annual Winter Festival which captures the spirit of Rajasthani tribal life and culture. With a mix of ceremonial processions, folk performances, fireworks, and competitions such as skating races, boat races, horse races, and tug-of-war.



The **New Year** is among the most popular festival celebrated all across the globe. In 46 B.C. Julius Caesar, the Roman Emperor officially declared 1st of January as the New Year. Almost after 500 years, In the year 1582, New Year celebration started on the first of January every month, following the Gregorian.

**Lohri / Makar Sankranti** is the celebration of the onset of the harvest season in India. It signifies a celebration of a season that marks the end of the cold winter and arrival of warmer days. Bonfires are lit around which people celebrate with music and food.

The beginning of the harvest season is marked with the **National Kite Festival** in Gujarat. Thousands of colourful kites fill the horizons of the sky. There are competitions too that are held for flying kites.

**Vasant Panchami** is another occasion to welcome spring season in India. On this day the Goddess of learning, "Saraswati" is worshipped. Colourful clothes especially a shade of bright yellow are the main attraction of the day.

**Republic Day** in India is celebrated on 26th of January every year. Spectacular of all the celebrations is the Republic Day Parade that is held in New Delhi near Rajpath. It comprises March past by 3 armed forces, folk dances from different states in India, massive parades. The cultural unity of India is beautifully reflected in the republic day celebrations. It was on 26th January, 1950 that India's constitution came up and India thus became a Sovereign, Democratic and Republic state. The patriotic passion of the people in India on the Republic Day gathers the entire nation together even with the embedded diversity.

*Amidst these celebrations, we take immense pleasure in bringing the planner for the month of 'December - January' to update you about the academics & upcoming activities:*

### **ENGLISH LANGUAGE DEVELOPMENT**

**Reference material** :- Letter Delight (Reader)

Vitamins (Written Practice)

#### **PLANNED ACTIVITIES :**

- \* Auditory recognition of letter J, U, C, G through phonic sounds.
- \* Recognition of letters through letter rhyme recitation, letter story narration, vocabulary enrichment & sentence formation.
- \* Audio- Visual discrimination of letters through flash cards, real objects & smart board modules
- \* Fine motor development through letter tracing, colouring and vocabulary picture drawing.
- \* Vocabulary understanding through exercise i.e. - circle, cross, tick, match, look & draw, look & write.

**LISTENING SKILLS** – Letter phonic sound, related vocabulary, formation pattern, rhyme and story will be taken up to introduce letters B, J, U, C, G

#### **Letter B**

Pattern:- *Straight line down then around the tree around the tree, makes letter 'B'*

**Phonic sound**- says - ब

#### **Phonic Rhyme:**

B for Bear, B for Banana

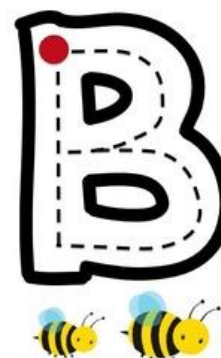
Buh Buh Buh Buh Buh

B for Bear, B for Banana

They start with letter B

#### **Phonic Story:**

Boy named Bobby went to the barber shop. On his way back home he bought a ball and a bat. On his birthday his father bought ballons, cakes, gift for him.



Straight line down,  
then around the  
tree, around the  
tree,  
makes  
the  
letter B!





## Letter U

Pattern:- *Straight line down take a turn up , makes letter 'U'*

Phonic sound U says – उ

### Phonic Rhyme:

U for Umbrella bird , U for umbrella

Uh Uh Uh Uh Uh

U for Umbrella bird , U for umbrella

They start with letter U.

### Phonic Story:

Uppy has a beautiful umbrella. One day he was playing with his cat. Cat was sitting under the table, As Uppy passed the ball to the cat. Cat jumped up and broke the urn.

## Letter J

Pattern :- *Big line down, take a turn, go little up, makes letter 'J'*

Phonic sound J says – ज

### Phonic Rhyme

J for Jellyfish, J for Jar

Juh Juh Juh Juh Juh

J for Jellyfish, J for Jar

They start with letter J.

### Phonic Story

Boy named Jim loves to jump. He was famous as jumping Jim. Jim & his little brother went to circus in the Jeep. They were very excited to meet the Joker & Juggler.

## Letter C

Pattern :- *It is easy to make a C, you see like a smile big and wide, turned on its side makes letter 'C'*

Phonic sound C says – क

### Phonic Rhyme

C for Caterpillar, C for Cat

Cuh Cuh Cuh Cuh Cuh

C for Caterpillar, C for Cat

They start with letter C.

### Phonic Story

Camel, Cow and Cat are domestic animals. One day girl named Cathy went to the farm in her car, to see camel & cow. Her cousin aunt gift her a cute cup on her birthday.

## Letter G

Pattern :- *Big curve , go straight & a little in , makes letter 'G'*

Phonic sound G says – ग



### Phonic Rhyme

G for Goldfish, G for Girl

Guh Guh Guh Guh Guh

G for Goldfish, G for Girl

They start with letter G.



## Phonic Story

One girl named Geeta loved to play in a garden. She entered the garden through a big gate. She saw two goats in the garden.

## SPEAKING SKILLS - RHYMES ( Fun with Rhymes)

\*Hey Diddle Diddle (Pg-7)

\* Ding Dong Bell (Pg 13)

\*Tea pot (Pg 14)

## SHOW AND TELL ACTIVITY – Helpers tool

Good morning teacher, hello friends!

My name is .....

I read in Pre School .....

My topic is Helpers tool

This is a stethoscope, bandage, pipe, .....

Doctor/ nurse/ cobbler/ electrician/driver/ use it to.....

Thank you have a nice day.

**Note-** Parent are requested to help the child learn 3 to 5 sentences on topic for the activity and send the lines 2-3 days prior on an A8 labeled paper through Almanac for practice. Send a handy prop on the activity day for presentation.

## READING SKILLS – Picture reading of letters and vocabulary pictures

Bb- Pg 6-9 , 65

Cc- Pg 10-13, 67

Uu - Pg 30-33,73

Gg- Pg 28-31,75

Jj- Pg 40-43



# Jj



Jug



Jelly



Jelly beans



Jelly fish

## WORD BASKET-

Bb-Bat, Ball, Bus, Bag, Box, Bib, Bear, Banana, Balloon, Bread, Biscuit

jj- Jupiter, Jumbo, Jug, Jelly, Jar, Jellyfish, Jacket, Joker

Uu-Umbrella, Urn, Under, Unhappy, Uncle, Underwear, Umbrella bird

Cc- Cloud , Cup, Car, Cat, Carrot, Cake, Candle, Cow, Castle

Gg- Goat, Gift, Glass, Guava, Grass, Girl, Grapes, Gorilla

## WRITTEN

Written practice of curve pattern

Written practice of letters B, C, G, J, U

Vitamins Pages 110-126

Letter Delight A- Pages 6-18, 28-31, 40-43, 65, 67,75

Letter Delight B- Pages 30-33, 73

## LANGUAGE DEVELOPMENT & SIMPLE REQUEST

- Ma'am Please look what I have made?/ I am doing.
- He/she has taken my pencil/crayon.
- Ma'am I am not able to find my page. Please help me.



## NUMBER WORK



**Reference material** 1) Lets learn Number (Book)  
2) Protein (Workbook)

**Orals** – Recognition of numbers 16, 17, 18, 19, 20  
Rote Counting ( 1-50)

**Pre Number Concepts** – Recap of all taught Pre Number Concepts

**Written Practice** –

**Protein** – Introduction of number - 16 (Pg 87,88)  
Introduction of number -17 (Pg 89,90)  
Introduction of number -18 (Pg 91,92)  
Introduction of number -19 (Pg 93,94)  
Sequence writing (1-20) (Pg 97-102)  
Introduction of number -20 (Pg 95,96)



Book:- Lets Learn Numbers (Pg 67) - Count & Match (Pg 61),  
Matching (Pg 22)

### **ACTIVITIES RELATED TO NUMERIC CONCEPTS**

- \* Oral rote counting drill
- \* See the number and draw the objects
- \* Count & draw/ match/ write
- \* Revision of all taught shapes
- \* Discrimination, sorting and classification Pg 23 to 28

## HINDI LANGUAGE DEVELOPMENT

**पाठ्य पुस्तिका** : अक्षर प्रवाह

**कविता पाठ्य पुस्तिका** : Fun with Rhyme

**मौखिक व्यंजन ज्ञान** : स्वर अं , अः

**क्रियाएँ** : मिलान करो, गोला लगाओ, चित्र बनाओ

**कविताएँ** : सरक्स का जोकर (पृष्ठ 22) घड़ी (पृष्ठ 26)

### **PLANNED ACTIVITIES**

- \* Auditory recognition of अं , अः swar through sound & vocabulary pictures.
- \* Audio – Visual discrimination through flashcards & smart board modules
- \* Introduction and recognition of अं , अः swar through rhymes, stories narration, sentence formation of related vocabulary words.
- \* Tracing of अं , अः swar, colouring in related vocabulary pictures.



## ENVIRONMENTAL SCIENCE

**Reference Material** : The Little Explorer

**Concepts:-** Our Helpers in Activity Book (Pg 63)

### **RELATED ACTIVITIES:**

- \*Match the helpers with their tools
- \*Tick, colour, match the helpers.
- \*Helpers discussion & demonstration through enactment.
- \*Paste picture related to different helpers.

**EXPERIMENT** : Oxygen is required for burning

**KNOWLEDGE CORNER** : Collage making on different Helpers, Tools.

### QUESTIONNAIRE FOR CONVERSATION & GENERAL KNOWLEDGE QUIZ

Q1 Who mends our shoes?

Ans. The Cobbler mends our shoes.

Q2. Who treat us when we are sick ?

Ans. The Doctor treat us when we are sick.

Q3. Who cuts our hair?

Ans. The Barber cuts our hair.

Q4. Who brings milk for us ?

Ans. Milkman brings milk for us.

Q5. Who stitches our clothes ?

Ans. Tailor stitches our clothes.

Q6. Who grows crops for us?

Ans. Farmer grows crops for us.

Q7. Who catches thieves?

Ans. Policeman catches thieves.

Q8. Who controls traffic?

Ans. Traffic Policeman controls traffic.

Q9 Who teaches in the class?

Ans. The teacher teaches us in the class .

Q10. What does postmaster/gardner, fireman, plumber, watchman do?

Ans. .... brigs letters/ looks after plants/ doses off fire/ fix water pipelines/ watches houses..

Q11. When do we celebrate Christmas?.

Ans. On 25<sup>th</sup> December we celebrate Christmas.

Q12. When do we celebrate Republic Day?

Ans. We celebrate Republic Day on 26<sup>th</sup> January.

### CIRCLE TIME & GROUP DISCUSSION

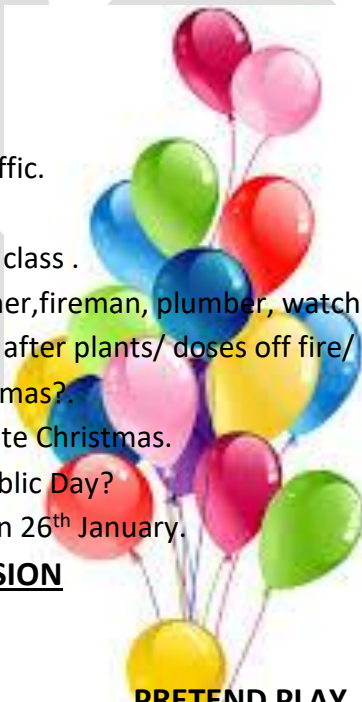
Topic – Helpers

Talk on favourite helpers

### PRETEND PLAY

Pretend play is a fun way to learn about the world around us. This month children would love to learn about the place known as “SUPER MARKET”. The super market is a place where people can purchase many kind of vegetable, grocery & toiletry under one roof.

### Pre Learning Discussion





- Q From where do our parent buy bread, milk?  
 Q Have you ever been to a super market?  
 Q How do you go to a super market?  
 Q With whom you go to super market ?  
 Q What all things you buy from super market?  
 Q Why do we need a super market?

### **LEARNING OBJECTIVES UNDER INTEGRATED APPROACH**

#### **Language Skills Development**

- Children will learn new vocabulary and its usage.

#### **Communication Skills Development**

- Children will be able to learn to communicate their requirement, express & interact.

#### **Mathematical Skills Development**

- Children will learn to count money ,calculate while purchasing things from super market.

#### **Social Skills Development**

- Children will learn to socialize with different people at super market.

#### **Creativity and Imagination**

- Children will express their creativity in communication , imagination of the supermarket , enhancing as people working there and attempt hands on activity.

#### **General Awareness**

- Children will get to know about the things we found in the supermarket like bread, milk, butter, cold drinks, vegetables, clothes, fruits, utensils etc, People at super markets, procedures at supermarket

### **PLANNED ACTIVITIES:-**

- \* Teacher and Student will recite the rhyme "SUPERMARKET"

If you need milk or if you need bread  
 then there is a place where you should  
 head

at the super market you can buy  
 everything  
 when you do your grocery shopping.

You can buy vegetable

You can buy fruit

You can buy cars if fresh suit

At the super market your can buy  
 everything

When you do your grocery shopping.

You can buy flour if you like to bake

Or you can buy readymade cookies and  
 cake

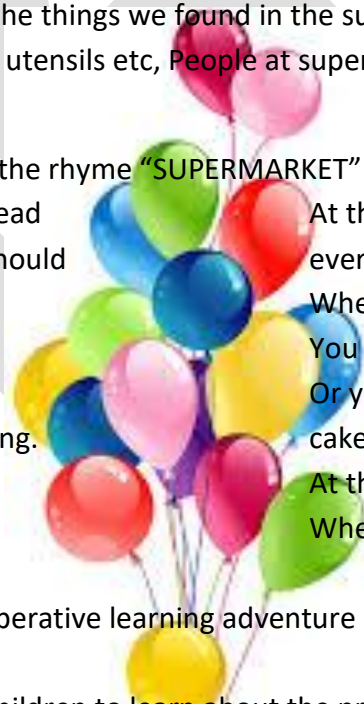
At the supermarket you can buy everything

When you do your grocery shopping

- \* Children will be involved in a cooperative learning adventure of super market learning set up in school for experiential learning.

- \*Dramatic Pretend Play will help children to learn about the processes, use of play money ,etiquettes at supermarket & & will increase children knowledge and interest about shopping at super market.

- \*Collage making Activity will be conducted wherein the children will glue the picture of newspaper advertisement of food/appliances, grocery and other products on a sheet.



## INTERNATIONALISM IN CURRICULUM

Internationalism has led to major changes in the field of education, benefitting both students & society. It promotes a trend of global brotherhood & peace. It is a comprehensive approach of education that prepares students for an international platform.

### COUNTRY IN FOCUS: FRANCE

This month students will be exploring the country and its rich culture.

#### PLANNED ACTIVITIES:-

- \* National symbols, food, culture, costume of France will be introduced & discussed through PPT.
- \* Learning through colouring activity will be conducted for introducing National flag, animal, flower, fruit of France.
- \* Special Assembly will be conducted for sharing French small words /sentences for basic conversation i.e. - Hello, Welcome, Thank you.
- \* Famous Kite festival of France will be explained to the children. In relation to this origami kite making activity will be conducted.
- \* Famous festival i.e Carnival of Animals will be explored through modules. Children will be guided to make an animal through clay.
- \* A Video on "France" will be shown during break time.

### QUESTIONNAIR FOR AWARENESS

**Q1.** Name the capital of France?

Ans. Paris is the capital of France.

**Q2.** Name the National flower of France?

Ans. Iris is the National flower of France.

**Q3.** Which is the National animal of France?

Ans. Gallic Rooster is the National animal of France.

**Q4.** What is the National fruit of France?

Ans. Apple is the National fruit of France.

National Animal of France- Gallic rooster



National Fruit of France- Apple



### CREATIVE ACTIVITIES

**Reference Book:-** Art and Craft , Sketch File

**Art Work:-** Hand impression ( Pg- 21)

Doll (Pg-28)

**Craft Work :-** Origami activity – Christmas

**Clay Moulding:-** Vegetable

### PHYSICAL DEVELOPMENT

**PEC ACTIVITIES** - \* Responding to commands and signals (Card 15)

\* Kicking a Ball (Card 17)

### COMPUTER

- Revision through worksheet in the Activity Book.

### MUSIC & DANCE

- English Song : All things bright and beautiful
- Hindi Song: Guru Strotra
- Dance on Christmas song & Patriotic song.

### INTELLECTUAL DEVELOPMENT THROUGH COGNITIVE ACTIVITIES

- \* Sorting / identification



### VALUE EDUCATION

\*Courage & social evenness awareness

### DEVELOPING GOOD HABITS

\*Do Something good for everyone.

\*Always help needy & poor people

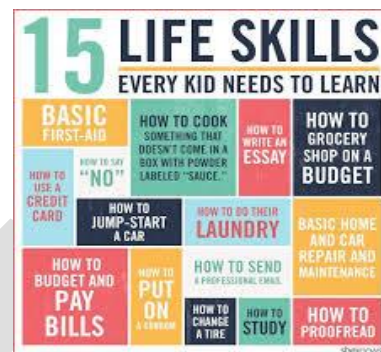
### LEARNING LIFE SKILLS

\*Acceptance & Patience

### SOCIAL & EMOTIONAL DEVELOPMENT

\*Development positive social skill & etiquettes

### DIET CHART



Day	Menu
Monday	Mother's Choice d
Tuesday	Seasonal Vegetable with Chapati and sala
Wednesday	Vegetable Macaroni and GajarHalwa
Thursday	Brown Bread Dish and sweet
Friday	Kids Choice

Request: Parents are requested to follow the diet chart to ensure healthy growth of the child.

### IMPORTANT ACTIVITY DATES

DATE	ACTIVITIES	PLANNING
13.12.17	International Project	Country France Special Assembly related to kite festival
14.12.17	Cuisine Special	Muffin Decoration *Students to bring Muffin, Gems, jelly, Chocolate sauce.....
15.12.17	Maths oral observation	* Rote Counting- 1-40, recognition of numbers(1-15) and Shapes ( Circle, Square, Rectangle, Triangle)
18.12.17	Safety Club	Special Assembly & Activity
19.12.17	Craft Activity	Topic: Christmas
20.12.17	Intra Class G.K. Quiz	*Teacher will conduct quiz in her class by dividing it further into teams and will ask questions.
21.12.17	English Oral Observation	Rhymes: Hey Diddle Diddle/Ding Dong Bell /Tea pot (any 1) Oral Recognition of all taught letters along with phonetic sounds and vocabulary words.
22.12.17	Special Assembly	Christmas *Teacher's Talk, *Student's Talk *Carol Singing , *Dance Presentation
26.12.17	Hindi Oral Observation	Syllabus:Rhyme Aloo bola mukko khaa loo/ Seekho Reading: two letter words
27.12.17(PP)	Excursion	Picnic in the garden
29.12.17	E.V.S oral observation	Topic: Helpers, Christmas and Republic Day Conversation Questions ( given under E.V.S syllabus )
29.12.17	New Year Party	Children to bring party food
10.1.18	Experimental Learning	Topic: Oxygen is required for learning

11.1.18	Cuisine Special	Veggie Salad *Children will bring diced salad veg., Chat masala ,lemon
12.1.18	Origami Art	Topic: Flower * origami sheet will be provided
15.1.18	Army Day	No bag Day
16.1.18	Clay Moulding	Topic: Vegetables
17.1.18	Maths Written Observation	*Sequence Counting ( 1-20 ) ,Count and write ( 1-20 ) *Count, recognize and encircle the correct number *Matching, taught pre-number concepts, Shapes
18.1.18	English Calligraphy Competition	Students will have to rewrite letters beautifully in proper formations.
19.1.18	E.V.S. Written Observation	Syllabus: Helpers, Matching, sorting, drawing, find the odd one,
22.1.18	Special assembly	Basant Panchami *Teacher's Talk, *Dance Presentation, *Rhyme Session
23.1.18	Hindi Written Observation	स्वर अ, आ, इ, ई, उ, ऊ, ओ, औ, अं और अः से सम्बंधित शब्द कोष , सही चित्र से मिलान करो, घेरा लगाओ
24.1.18	Show & Tell Activity	Topic: Helpers tools *Student will be encourage to speak few lines on any one helpers tool
25.1.18	Special Assembly	Topic: Republic day *Flag Hoisting *Teacher's Talk, *Student's Talk *Song Presentation. *Dance Presentation
29.1.18	Intra Class G.K. Quiz	*Teacher will divide her class into three teams and will ask questions. Syllabus- Questionnaire for conversation, awareness discussion
30.1.18	Inter Class G.K. Quiz	*Two students will be selected from each class and will be asked to give the answers
31.1.18	English Written Observation	*Written practice of all taught letters *Encircle the correct letters / vocabulary picture *Match the letters related to the picture. *Look and write the correct letter, Write in sequence (A-Z) *Dictation(all taught letters), Fill in the correct letter

#### HOLIDAY:

25.12.2017-Christmas

30.12.17-09.01.2017- Winter Break

26.01.2017- Republic Day

Looking forward for your participation in making these months activities fun filled and successful.

Regards

(Principal)



*Sonal Chopra*  
(Nursery Coordinator)