



Mount Abu Public School
JUNIOR School at Sector – 4 , Rohini , Delhi
Ph. 011- 27041444, 27051444
CLASS-PRE SCHOOL
MONTHLY GUIDELINES FOR JULY 2018




Dear Parent

We are delighted to see all the children back to the school after a long refreshing summer break. We hope they had a great time with family and friends.

Since we believe in all round development of the children therefore our monthly guidelines for July emphasizes on making our toddlers more creative, innovative, disciplined and responsible.

Kindly go through the planned learning schedule for the month of July 2018:-



ENGLISH LANGUAGE DEVELOPMENT

PLANNED ACTIVITIES:

- Auditory recognition of Letter E, F, G, H through sounds.
- Audio - Visual discrimination of letters through Flash Cards & Smart Board Modules.
- Recognition of letter through story narration, rhyme recitation, vocabulary & sentence making.
- Fine motor development through letters tracing, colouring, drawing.
- Activities related to letter and vocabulary understanding-circle, cross, tick, match, look and write, look and draw.

LISTENING SKILLS :- Listening to phonic sound, rhyme, story ,vocabulary words, sentences & letter formation pattern of Letters E,F,G,H.

Letter E

Pattern : I am letter E.

One line down, one big line across. One small line across and then again one big line across, makes letter E

Phonic sound: E says-ई

Phonic Song of Letter E

E is for elephant

E is for egg

E is for envelope

In my bag



Letter F



Pattern:-I am letter F.

One line down, one big line across and another small line across, makes letter F.

Phonic sound : F says —फ

Phonic Song of Letter F

F is for fire engine

F is for fox

F is for fish

In my dish

Gg



grasshopper



giraffe



gas



glass



grass



gate

Letter G

Pattern: -I am letter G.

Make a curve and make number 7.

Phonic sound : G says – ग

Phonic Song of Letter G

G is for girl

G is for gorilla

G is for goat

In my boat

Letter : H

Pattern: -I am letter H.

Make two standing line and one sleeping line in between.

Phonic sound : H says – ह


Phonic Song of Letter H

H is for horse

H is for hair

H is for hippopotamus

On my chair



WORDS FOR EXTRA READING: -

E- Egg, Elephant, Eggplant, Excited, Eagle, Enjoy

F – Fish, Flower, Football, Fan, Frog, Fairy, Fruits, Frock.

G- Gift, Guitar, Gloves, Gate, Giraffe, Goat, Grapes.

H- Hut, Horse, Hen, Hat, Hand, Hammer, Hill.

PARENTAL INVOLVEMENT

E- Post a letter in an envelope.

F- Count the fishes in an aquarium/ visit to Gurudwara and see the fishes.

G- Eats grapes every day.

H- Ride a Horse.

Reference material :-Smile And Learn(Reader)

Written Practice (Protein)

Rhyme Book(Bouncy Bear, Part-B)

SPEAKING SKILLS : - RHYMES

1. Left In The Window

2. It Is Raining

STORY- THE FOX AND THE GRAPES

Good Morning Teachers

Hello Friends, My name is.....

I read in Pre School

I am going to tell you a story of “ The fox and the Grapes”

- 1.Once upon a time there was a greedy fox
- 2.One day he did not find any food to eat.
- 3.He was very hungry.....
- 4.He saw a bunch of grapes
- 5.He jumped and jumped but couldn't reach the grapes.
- 6.He became tired and said “grapes are sour.”

Moral– Don't be greedy.

LANGUAGE DEVELOPMENT

- How are you today? - I am fine, thank you Ma'am.
- I had fun in my summer Vacations.
- I did_____ during the vacations.
- I have done my work.

CONVERSATION QUESTIONS

Q1. Name 2 things we see in living room?

Ans- We see television, sofa set, centre table and paintings in our living room.

Q2. Name 2 things we see in the kitchen?

Ans. We see utensils, chimney, cabinets, sink, gas pipeline, cylinder, and cooking gas in our kitchen.

Q3. Name 2 things we see in the bedroom?

Ans. We see bed, bed sheet, pillow, and dressing table in the bed room.

Q4. Name 2 things we see in the bathroom?

Ans. We see bucket, soap, shampoo, mug, shower, and geyser in the bathroom.

Q5. Name 2 objects which are yellow in colour?

Ans. Mango, sun, lemon, bell pepper, banana, turmeric, sunflower are yellow in colour.

Q6. How many family members are there in your house

Ans. There are member in our family

Q7. What's your mother's name?

Ans. My mother name is

Q8. What's your father's name ?

Ans. My father name is

READING:– Picture reading of letters and vocabulary in Reader Book


E-Pg 17 & 18

F – Pg 19 & 20

G-Pg-23 & 24

H-Pg-25 & 26

Activity book pattern - pg no. 9,10 &11



WRITTEN:-

- Revision practice of patterns.
- Written practice of letter E,F,G,H.
- Written practice of capital letters E,F, G,H (Protein workbook Pg no-19-24)
- Activity book recap of letters Pg no-42.

NUMBER WORK

- 1) Recognition of numbers 4&5.
- 2) Pre number concept- Fat and Thin Pg no-8&9
- 3) Shape- Square (bouncy bear), Pg no-20&21.
- 4) Written practice- Number-4&5(Bouncy Bear Pg no-32-35)
- 5) Protein workbook-Pg no-19-38.



Activity book-pg no. 15,19&20

Activities related to Numerical concepts

- Games related to counting, recognition, value& shapes.
- Imaginative play , smart board modules related to the pre number concepts.
- Recognition of numbers through tracing colouring, counting.
- Enhancing numerical aptitude through matching,circle/ cross/tick/ count the objects / write the number etc.

PARENTAL INVOLVEMENT

1. Ask your child to find out square shape object in your surrounding.
2. Ask your child to identify fat and thin animals.
3. Ask your child to count and give you 1,2,3,4,5 objects.

Reference material –Bouncy Bear (book), Protein(work book)



बाल गीत

मौखिक कविताएं- मेरी गुडिया
राजा और रानी



ENVIRONMENTAL SCIENCE

Concepts:-

Topic: My Home(Pg- 19-25) & My Family(Pg no-27-32)

Activity book-pg no. 45,46

Related Activities:-

- Name different rooms in your Home.
- Name the objects we see in different rooms.
- Tick the things we see in different rooms.
- Colour the picture of the family to whom you belong.



Topic: Rainy season


Related Activities:-

- Discussion on “Rainy season”
- Identifying various objects used in rainy season.
- Understanding changes in weather and environment
- Rain dance activity

Topic: Yellow Colour

Related Activities:-

- Discussion on yellow colour objects
- Observing yellow colour objects in the surroundings
- Identify/ Circle/ colour/ tick yellow objects



KNOWLEDGE CORNER: Creating visually delightful corner related to the E.V.S topics of the month.

EXPERIMENT: *Sink & Float

Related Activity:-

- Practical knowledge and demonstration. The students will practice the same with different objects like pebble, leaf, wood, eraser etc for hands on experience.

PARENTAL INVOLVEMENT

1. Ask your child to stay away from sharp objects in the kitchen.
2. Sensitise your child to eat food with knife and fork.
3. Make your child aware of the things in bathroom, bed room, and drawing room.

Reference Material:: -The Little Explorer.

GENERAL AWARENESS

Q1. What is your country's name?

Ans. My country name is India.

Q2. In which city do you live?

Ans. I live in Delhi city.

Q3. Name 2 objects we use in rainy season ?

Ans. We use rain coat/ gum boots and umbrella in the rainy season.

Q4. Which bird dances in rain?

Ans. Peacock likes to dance when it rains.

Q5. What do we see in the sky when the sun comes out after rain?

Ans. We see “ Rainbow” in sky when the sun comes out after rain.

Q6. Which is your favourite colour/ fruit/ vegetable/ flower/ game?

Ans. My favourite colour/ fruit/ vegetable/ flower/ game is.....



CIRCLE TIME



Topics- My Family

Activities- Discussion on family members, their names , activities, roles etc

Who all are in your family?

What are their names?

What all activities you do with them?

How do you help your family?

GROUP DISCUSSION

Topics for discussion- Summer vacation, Rainy Season.

INTERNATIONALISM IN CURRICULAM

Internationalism has led to major changes in the field of Education, benefitting both students and society. It promotes a trend of global brotherhood and peace. One country will be explored for few months for thorough understanding and knowledge enhancement of the students.

COUNTRY IN FOCUS -INDIA



**Introduction through power point presentation.*

**Discussion, worksheets on India's map , flag, National- animal, bird, fruit, flower, game.*

**Class display for revision*

PRETEND PLAY

Pretend play is a fun way to learn about the world around us. This month children would love to learn about the place known as "Hospital". The Hospital is a place where people are treated for their various illness

Pre Learning Discussion

Q1. Where do you go when you fall ill?

Q2.Who carries stethoscope?

Q3. Who gives us medicine?



LEARNING OBJECTIVES UNDER INTEGRATED APPROACH:

Language Skills Development

- Children will learn new vocabulary , their usage in communication & interaction

Communication Skills Development

-Children will be able to learn to communicate their requirement, express, interact with new individuals without hesitation.

Creativity and imagination

- Children will express their creativity in communication , imagine the hospital , people , working and attempt enactment & hands on activity.

General Awareness

-Children will get to know that we have visit a hospital when we are ill.

Planned Activities:

- *PPT presentation / animation
- * Discussion on topic
- * Related Role play and activities
- *Worksheet

CREATIVE ACTIVITIES

Reference Book:- Art and Craft (B) , Sketch File


Art Work:-

- Colouring in Umbrella (Pg-15)
- Colouring the Duckling(Pg-26)
- Colouring in sun (pg-29)

Craft Work :-

Origami -boat

tearing and pasting in mango(Pg-24)



COMPUTER

- *Steps to turn on and off the computer
- * Join the dots & Colour the picture
- * Computer and its parts

Activity book-pg no. 63

MONTESORI ACTIVITIES

- Stringing of beads.
- Buttoning
- Tower making

PHYSICAL DEVELOPMENT

- Body Awareness (Card 6)
- Balancing the bean bag (Card-3)
- Fun race
- Jumping on numbers, letters
- Walking in line



MUSIC

English Prayer : Praise Him (Almanac- Pg No 32)

Hindi Prayer: भगवान तुझे प्रणाम (Almanac- Pg No 29)

English Song : All things bright and beautiful(Almanac- Pg No 32)

DANCE

Dancing on the count

INTERLECTUAL DEVELOPMENT THROUGH COGNITIVE ACTIVITIES

- Enhancing listening skills through Listening games
- Activities for eye – hand coordination : Colouring in a given shape, free hand drawing, threading beads, lacing
- Activities for increasing observational skills : sorting, recognition, hopping on the correct number/ letter
- Activities for enhancing Pattern Skills : Walking on lines, tracing, making pattern with ice cream sticks
- Forming objects using Shapes

VALUE EDUCATION

- Making friends
- Greeting everyone

DEVELOPING GOOD HABITS

- Sharing and caring
- Walking in queue
- Wait for turn

LEARNING LIFE SKILLS

- Opening and closing bag, water bottle & pencil box
- Hanging bag
- Using napkin – apron, folding and keep it back in the bag after use.

SOCIAL & EMOTIONAL DEVELOPMENT

- Wishing elders
- Adjusting in class & making new friends



DIET CHART

	sweet
	antha + Butter
	hana + salad
	kora + Green Chutney
	choice

Request –

- Parent are requested to follow the diet chart to ensure a healthy growth of the child.
- It is mandatory to bring seasonal diced Fruit every day in a separate box with a plastic fork.
- Kindly ensure that the child says prayer before having food and uses Apron-Napkin while having food.
- Noodles, pickle/ curd/ rice/dal/gravy/liquid dishes / egg, / non-veg should NOT be send in the lunch box.
- Kindly use brown or whole wheat bread / buns only
-

ORAL OBSERVATION SCHEDULE

DATE	SUBJECT	SYLLABUS/TOPICS
13.7.18	Maths Oral	<ul style="list-style-type: none">• Rote counting 1 to 15• Recognition of shapes- Circle and Square and its related objects• Recognition of numbers 1 to 5.• Object counting till number 5.
20.7.18	HINDI Oral	नानी और प्रार्थना, मेरी गुडिया
25.7.18	E.V.S Oral	<ul style="list-style-type: none">• Conversation question of July month.
3.8.17	English oral	<ul style="list-style-type: none">• Recognition of letters A to H with phonic sound and vocabulary and monthly rhymes.

ACTIVITIES SCHEDULE

DATE	ACTIVITY , REQUIREMENTS
2.7.18	Welcoming kids back to school/ Health Club
3.7.18	Pretend Play(Hospital)
4.7.18	Experimental Learning (sink & float)
5.7.18	Special assembly on Environment day
6.7.18	Happiness Club
9.7.18	Yellow colour day Children to come in yellow colour attire and bring yellow objects.
10.7.18	Internationalism
12.7.18	Sports Club- Frog Race
13.7.18	Maths oral Observation
16.7.18	Special assembly on Rainy season
18.7.18	Origami- Boat
19.7.18	Eco Club-Nature walk
20.7.18	Hindi oral observation
23.7.18	Special assembly on Parent's day
25.7.18	English recitation competition
26.7.18	Intra class G.K Quiz
27.7.18	E.V.S oral observation
30.7.18	Special assembly on Friendship
31.7.18	Inter class G.K Quiz

REMINDER



We request the parent to follow guidelines given below:

- **Stationery:** The child should bring the following everyday
 - ❖ Labelled Plastic Crayons in a labelled colour box
 - ❖ Labelled Pencil box with 2-3 sharpened pencils of good size and an eraser.
- **Communication**

Kindly go through the daily brief mail & snap app messages for daily updates and reminders. Please go through the almanac regularly and countersign all the remarks and circulars. Kindly remove all notes kept in the back pocket of almanac regularly and use it for communicating with the teacher. Tie a yellow ribbon to bag handle whenever an almanac note is sent for the teacher.
- **Hygiene:**
 - ❖ School bags should be washed once a week.
 - ❖ Water bottle and apron – napkin should be washed on daily basis.
 - ❖ Ensure the child carries a labelled handkerchief daily. Keep a spare in child's bag as well.
 - ❖ Send a pair of spare labelled clothes in case your child is not toilet trained.
- **Lunch-** Kindly send age appropriate nutritious lunch & diced fruits in separate boxes daily
- **Dress code:**
 - ❖ Ensure the child attends school in proper, well ironed, smart fitted uniform, student's I-card and polished shoes.
 - ❖ Girls should wear only white / red colour hair accessories.
- Parents are not allowed in shorts/capris in the school premises.
- **Labelling-** Parents are requested to label each and every belonging of the child with OHP marker for recognition and recovery.
- On your ward's birthday, kindly send a potted sapling of the child's choice to be planted in the school premises along with candies /sweets.

OUR SAFETY CONCERN ABOUT THE KIDS

- To ensure safety and security of our kids, the school has already been conscious and careful about the same in past too such as –
 - Parents have to carry I-card to take entry in the school premises for picking up your child at the time of dispersal / early pick up. Inform school properly in case there is change in mode of transport / new person is sent to pick the child.
 - Safety measures are mentioned in the school almanac for parents' reference
 - The school has been sending circulars from time to time as and when required to update the parents about the safety of their kids.

As per the guidelines from Directorate of Education, safety and security committee has been formed and has been functioning since November 2017 that ensures

- Monthly safety walk by the committee to ensure the safety of the children in the school.
- Suggestion boxes have been put on the floors for further suggestions from parents and students.

Looking forward for your cooperation & support.

Regards

(Principal)

"Like flowers, every child is special and unique...
that is why gardens are beautiful every day of the
week!" --Harry Pierre & PeTunia Puddlesworth
www.harrypierre.com

